

# PRESS RELEASE






## PSA hits 2 million mark for printed ePhilID

Date of Release: 22 November 2022

Reference No. 2022-448

The Philippine Statistics Authority (PSA) has issued more than two million printed ePhilIDs, the digital version of the PhilID.

As of 11 November 2022, a total of 2,063,007 printed ePhilIDs have been claimed by registrants at PhilSys registration centers nationwide. PSA mobilized 1,535 registration centers with 3,926 registration kits to issue printed ePhilIDs.

|  |  |  |  |
|--|--|--|--|
| <p>CUT HERE</p>  <p>REPUBLIKA NG PILIPINAS<br/>Republic of the Philippines<br/>PAMBANSANG PAGKAKAKILANLAN<br/>Philippine Identification</p>  <p>PCN: 1234-5678-9012-3456</p> <p>Apelyido/Last Name<br/><b>CASQUINO</b></p> <p>Mga Pangalan/Given Names<br/><b>MARISSE CHEZELLA<br/>PAULINA</b></p> <p>Gitnang Apelyido/Middle Name Suffix<br/><b>ONINCO</b></p>  |  | <p>CUT HERE</p>  <p>Kasarian/Sex<br/><b>FEMALE</b></p> <p>Araw ng Kapanganakan/Date of Birth<br/><b>MARCH 7, 1989</b></p> <p>Lugar ng Kapanganakan/Place of Birth<br/><b>CITY OF MARIKINA, METRO MANILA, PHILIPPINES</b></p> <p>Tirahan/Address<br/><b>80 BAGONG NAYON STREET, MALANDAY, CITY OF MARIKINA, 1805</b></p> <p>ePhilID Generation Date<br/><b>12 SEPTEMBER 2022</b></p> <p>Authenticate this ePhilID using PhilSys Check at <a href="http://verify.philsys.gov.ph">verify.philsys.gov.ph</a><br/>If found, please return to the nearest PSA Office.</p> <p> <b>ePhilID</b> <small>www.psa.gov.ph<br/>www.philsys.gov.ph<br/>Hotline 1388 (fees may apply)</small></p> <p>r-01</p> |  |
| <p>CUT HERE</p> <p><b>REMINDERS</b></p> <ol style="list-style-type: none"> <li>1. Present your ePhilID as a valid proof of identity.</li> <li>2. Your ePhilID contains all the information in the PhilID and has the same functionality and validity.</li> <li>3. To safekeep your ePhilID, keep it clean and crumple-free. The ePhilID may also be laminated.</li> <li>4. Your ePhilID may be cut and folded crosswise. Avoid folding at the QR code.</li> <li>5. If found, please return to the nearest PSA Office.</li> </ol> <p>Authenticate this ePhilID using PhilSys Check at <a href="http://verify.philsys.gov.ph">verify.philsys.gov.ph</a></p> <p> <b>ePhilID</b> <small>www.psa.gov.ph<br/>www.philsys.gov.ph<br/>Hotline 1388 (fees may apply)</small></p> |  | <p>CUT HERE</p> <p><b>PAALALA</b></p> <ol style="list-style-type: none"> <li>1. Ipakita ang iyong ePhilID bilang valid proof of identity.</li> <li>2. Laman ng ePhilID ang impormasyong makikita sa PhilID. Parehong valid at iisa ang gamit ng mga ito.</li> <li>3. Upang mapangalagaan ang iyong ePhilID, panatilihin itong malinis at walang lukot. Maari din itong ipa-laminate.</li> <li>4. Maaaring gupitin at tupiin ang iyong ePhilID nang pahalang. Iwasan ang pagtupi sa QR code.</li> <li>5. Kung nahanap, ibalik ito sa pinakamalapit na PSA Office.</li> </ol> <p>ePhilID Generation Date: 12 SEPTEMBER 2022</p>  |  |

*The printed ePhilID is the digital version of the PhilID which is printed on a piece of paper.*

The printed ePhilID is a proactive strategy of the PSA to allow registered persons to immediately utilize the benefits of PhilSys, such as faster and seamless transactions in accessing financial and social protection services requiring proof of identity, subject to authentication. It is designed to have the same functionality and validity as the physical card.

*"The PSA is thankful to the public's overwhelming support for the printed ePhilID,"* said PSA Undersecretary Dennis S. Mapa, National Statistician and Civil Registrar General. *"We would like to underscore that every registered person will receive their physical card even if they have already claimed their printed ePhilID."*

Just like the physical card, claiming a printed ePhilID is free of charge.

Charlene Fernandez, 24, a registered person from Quezon City, described the claiming of her printed ePhilID as fast and efficient.



*Charlene Fernandez, a registered person from Quezon City, claims her printed ePhilID.*

*"Mabilis ako naasikaso ng mga staff (The staff attended to me quickly),"* she said. *"Nakuha ko rin agad ang printed ePhilID ko (I also got my printed ePhilID right away)."*

Fernandez plans to use the printed ePhilID as a valid ID in her usual transactions, such as claiming remittances from abroad.

PSA ensured that the million printed ePhilIDs issued shall be accepted in transactions with the release of its public advisory dated 05 October 2022. In the said advisory, it was reiterated that the printed ePhilID will be honored in transactions as a valid and sufficient proof of identity and age, subject to authentication in all national government agencies, local government units (LGUs), government-owned and controlled corporations (GOCCs), government financial institutions (GFIs), financial institutions, and private sector.

Following this, the Bangko Sentral ng Pilipinas (BSP) issued a memorandum to all its supervised financial institutions for the use and acceptance of the printed ePhilID.

The Government Service Insurance System (GSIS) also issued a memorandum to their officials and employees to accept the printed ePhilID as a sufficient proof of identity without the need of presenting other identification documents.

In addition, the Department of Foreign Affairs (DFA) released a public advisory announcing its acceptance of the printed ePhilID as an accredited government-issued valid ID for passport applications.

Registrants may access the ePhilID Appointment System at <https://appt.philsys.gov.ph> to know if they may already claim their printed ePhilID.

For queries or comments, you may reach the PhilSys Registry Office via [info@philsys.gov.ph](mailto:info@philsys.gov.ph) or hotline number 1388 (fees may apply).

**Quick Links:**

- Website: <https://philsys.gov.ph>
- Facebook page: <https://facebook.com/PSAPhilSysOfficial>
- Online Step 1 registration: <https://register.philsys.gov.ph>
- Printed ePhilID appointment: <https://appt.philsys.gov.ph>
- PhilID/ePhilID authentication: <https://verify.philsys.gov.ph>

- *PhilSys Registry Office*